



Evergreen Garden Club

The Wild Iris

Volume 17, Issue 6 February 2004

A Word from the President...

Dear Members,

Wishing all of you a Happy Valentine's Day in advance. As a floral designer I know what lays ahead in my near future – a hectic week leading up to our biggest single day in the business. It involves a lot of desperate looking men, trying their best to either top last year's offering... or surpass it. The women I work with all feel a special calling at this time of year. We become part therapist and clairvoyant, trying to see what would be the perfect match to express these men's love for their partner.

The flowers come in by the hundreds, especially roses. Being a flower nut as I am, I am in heaven. We guard petal, (Remove the outer petals from each stem) and remove the thorns, re-cut the ends and hydrate each rose in a special rose solution. At some points we can barely see the floor for all the leaves and petals. It is a beautiful sight to see.

Back in British Columbia I used to leave a bucket at the side of the road filled with flowers from my garden. . I put a note on it saying "Free to a good home". I loved to watch, as people faces would light up and take a bunch. It was great fun to do! I look forward to seeing all of you at our next meeting as Ken Ball gives us the "goods" on grasses for our special climate.

See you soon,
Tricia

Extra Stuff

We need to know if anyone else wants a Wild Iris Denim shirt. We have had some interest expressed in another order .If there is anyone else out there who wishes to order one please email me and give me your size.

Thanks,
Tricia

(Continued on page 2)

Inside this issue:

Club News	2
Garden Fence.....	4
Minutes	5
Horticulture.....	6

EGC 2003-2004 Board Members

President:

Tricia Scott

Vice Presidents:

Karla Briggs

Beth Feldkamp

Secretary:

Joan Reynolds

Treasurer:

Lori Lapp

The **Wild Iris** is a free monthly publication for members of the Evergreen Garden Club.

Meetings are held on the second Tuesday of the month from Sept. to June at Church of the Hills, Buffalo Park Rd, Evergreen at 9:15 am. All are welcome.

For **membership** information please contact Lori Lapp at 303-838-8360 or membership@evergreengardenclub.org

Newsletter Contributions are due by the 20th of each month to Kathi Grider at 303-670-6909 or wegriders@msn.com

Newsletter Editor & Website

Melinda Stroupe 303-526-0485 editor@evergreengardenclub.org

Membership Meeting - February 10, 2004

Grow Your Own: Grass

Our mid-winter program will help us in choosing the appropriate grass for our altitude and xeric landscape.

Planting the right grass or combination of grasses can solve erosion problems, control weed infestation and provide a wonderful habitat for wildlife. Whether you are seeding grass for the first time on a construction site, or supplementing or replacing existing grass in an

established area, the answers will be revealed by the great and wonderful OZ, aka Ken Ball.

See you at 9:15 at Church of the Hills on Buffalo Park Road. Remember to bring your plants and cuttings for the World Gardening table, and your coffee mug. See you there!



Garden Club News

WELCOME!!! New Member

Welcome to our newest member, Meredith Ann Bossert. Please make a special effort to seek out our new member and show her our Evergreen Garden Club hospitality!

Natural Bowl Birdfeeders

You will need:




orange halves or grapefruit halves (with the insides scooped out)

suet or peanut butter

Bird seed, fruit and/or raw peanuts

Cut the fruit in half, and scoop out the pulp. Gently melt your suet then mix in the seed, fruit and/or peanuts. Pour into each citrus half. Or use peanut butter, mix it and just "smush" it into the fruit. At this point you can firmly push the bowl onto a broken branch on a tree, or before placing the bird mix inside, make 3 evenly spaced holes in the fruit and tie a pieces of string or yarn as a hanger.



***Arranging a bowl of flowers in
the morning can give a sense of
quiet in a crowded day-like writing
a poem or saying a prayer.
~Anne Morrow Lindbergh~***

(Continued from page 1)

Evergreen Garden Club Plant Sale. There are a few dates available to us for using the Hiwan Homestead for our sale. At our next meeting we should start to decide on a date and try to form our committee. Anyone interested in helping please give me your name at the next meeting.

Thanks,
Tricia

Minutes of the January 13, 2004 Meeting

President, Tricia Scott called the meeting to order at 9:40 AM, wishing everyone a Happy New Year. There were 36 members present.

Tricia asked for help for Louise Mounsey with transporting World Gardening items and setting up. She asked that anyone who brings donations for World Gardening to kindly take them home if they are not adopted and bring them the following month.

Tricia then suggested we continue having a plant sale as we did two years ago to raise funds for the Club's needs. Bev Wickland is going to inquire about a date that we can use our 'free day' at Hiwan Homestead. Tricia asked anyone interested in serving on a committee for the plant sale to contact her.

Melinda Stroupe was at the meeting and a big thank you was expressed to her for all her generous work as editor of the Wild Iris. Melinda is moving to Santa Fe, NM and intends to 'keep an eye on us' via the Wild Iris. She is training Beth Feldkamp to do the editor job, with Kathi Grider continuing as 'chaser'. Melinda will continue to do the website until a replacement can be found. Melinda's e-mail address will remain the same. The board presented Melinda with an Evergreen canvas bag full of Evergreen momentos they had put together so she won't forget us.

Marilyn Kaussner announced that the remainder of the library books and videos are out and up for last chance purchase. Melinda will make copies of the videos that her father Dr. Bill Campbell was in and get them to members after her move. Marilyn also noted that members 'properly' destroy old Garden Club Yearbooks as they contain a lot of personal information. She suggested ripping or shredding them, or staining them with coffee grounds. Marilyn then reported that one of our 'Artists in the Garden' from the 2003 Garden Tour, Kathy Heyvaert, had died. Joan gave a brief synopsis of Kathy's illness (cancer) and her fight to survive. Marilyn suggested that the Club make a donation to Cancer Research in Kathy's honor. It was moved and seconded to do this with the board deciding on the amount to be donated. Joan will help with getting the funds to Cancer Research since she is the co-chair for the 2004 Relay for Life.

Treasurer Lori Lapp gave the treasurer's report. We have \$329.41 in checking, \$8848.97 in savings, for a total net worth of \$9178.38. New member Meridith Bossert was introduced. Lori also announced that her real estate office has relocated to the Stone House from Kittredge. She added that new addendums with updated members are available.

Secretary Joan Reynolds displayed beautiful hand made Christmas cards and greetings from various World Gardening recipients. Louise Mounsey showed a lovely hand embroidered tablecloth that we had also received as a Christmas gift from World Gardening recipients. The members were asked how they would like to see it displayed. For the meeting it was placed on the officers' table.

Historian Linda Ringrose announced that she was passing around the last two year's scrapbooks as well as a calendar that the film Calendar Girls is based on.

Irma Wolf reported that the next step for getting water to the roundabout garden would require Ken Ball's expertise. Linda Ringrose and Beth Feldkamp volunteered to care for the Evergreen Metro Gardens on Stagecoach Blvd.

After a break, Mary Small, a CSU Urban Pest Management agent, gave a fascinating program on how she determines what pest has invaded plants and trees at the clinic at Jeffco Extension Office. Her diagnostic techniques are quite extensive and we are fortunate to have this service so close.

(Continued on page 5)



By Karla Briggs

Over The Garden Fence

GARDEN IS WORTH A THOUSAND WORDS

There is some truth to the myth that people that have been together for long periods of time begin to resemble one another and that humans and their dogs share a similar look. I have noticed that gardeners and their gardens do the same thing. A gardener will create a garden that allows the rest of the world to see into their soul and I find that fascinating.

I love to visit my friends' gardens at all times of the year. It gives me an opportunity to get a pretty accurate reading of their emotional well being. When a friend's garden is weeded, watered, pruned and lovely, I know they are in a good place. Alternately, when a garden is unkempt and in need of attention, I know my friends are probably in need of some tender loving care themselves.

When a garden is in a state of flux, plants being moved around or whole sections torn out to allow for a drastic change, it is a sure bet that the gardener is experiencing change in their own life.

A gardener that is digging a new bed or adding a new feature to their existing garden is probably ready for a new chapter in their life. When my children Megan and Ryan left the nest I was in a frenzied state of building and planning new and different gardening projects to fill the void and give me something to nurture.

If any of you come to visit my garden and find that it is uncluttered and planted with space between plants, tall plants in the back and color coordinated, you will know that the real Karla has been abducted and replaced by a Russian spy. My garden has virtually no dirt exposed and I don't keep track of size or color so that I am constantly surprised by what happens or doesn't happen in the garden. Plants only get moved if they are not thriving in their present location because I kind of like the way plants will adapt or blend with what is going on around them. I feel safe and content in my own life when things are moving along swimmingly and I get to sit back and enjoy the journey.

My friends Peggy and Dale have a garden that is terraced, the plants grow with vigor and something is always blooming. Peggy and Dale are like that, they have so many activities that they participate in and each activity that they touch flourishes.

Tricia's garden is new, starting from scratch with the soil and space, but it contains plants from her previous gardens together with newly acquired plants. Tricia is that way, she has picked up her roots and replanted them many times, always bringing a little bit of her past and combining it with her present.

Bill Campbell's garden is filled with roses; the garden expands over acres and has water, wattles and alleys—a feast for the eyes. Bill created many places to sit and enjoy the garden and see the view from many angles so a visitor would not miss a thing. Bill was like that. He was a many-faceted person and he shared his knowledge and himself in as many ways as he could.

Gertie and Irving Antweiler have a huge vegetable garden on Blue Creek. The Antweilers are octogenarians and the garden has been a part of their lives for nearly as long. Irving's family homesteaded along Blue Creek, ran a truck farm and raised enough food to feed the five thousand.

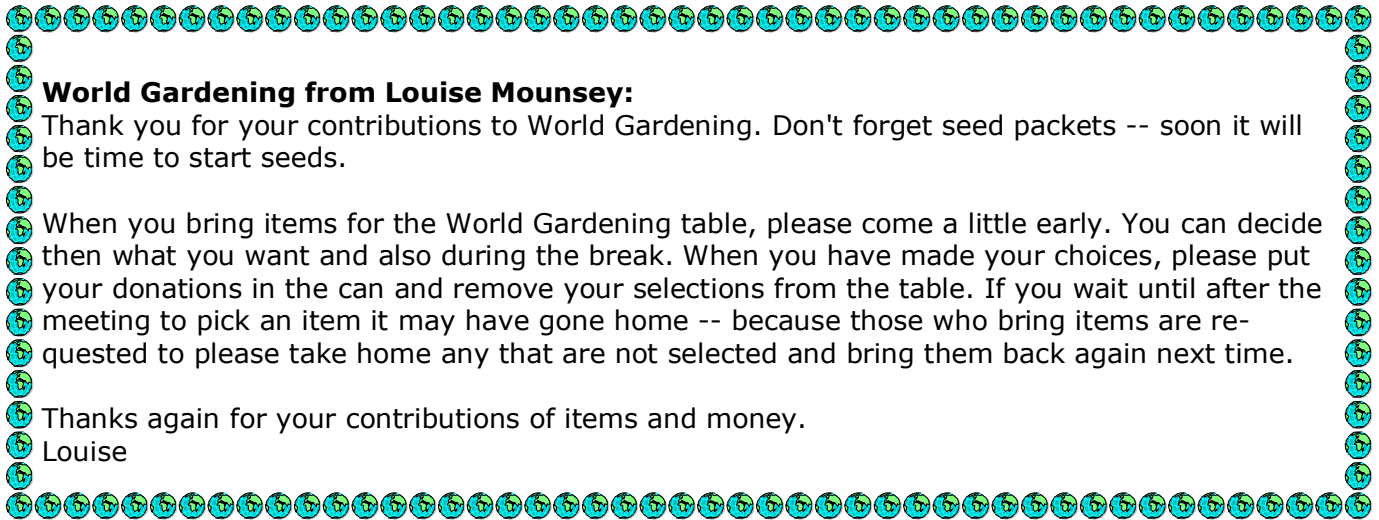
(Continued on page 5)

(Over the Garden Fence...Continued from page 4)

The Blue Creek garden looks wise: it knows weather, time and change. Gertie and Irving look that way too. The answers to questions about growing things are tucked inside people who have been blessed with many gardening seasons and never wasted one of them.

Here is to the gardens that have sustained us, helped us grow and change, given us respite and fed our souls and bodies. A garden is worth a thousand words of explanation. It shows the world what we are about. I just love that!

Karla



World Gardening from Louise Mounsey:

Thank you for your contributions to World Gardening. Don't forget seed packets -- soon it will be time to start seeds.

When you bring items for the World Gardening table, please come a little early. You can decide then what you want and also during the break. When you have made your choices, please put your donations in the can and remove your selections from the table. If you wait until after the meeting to pick an item it may have gone home -- because those who bring items are requested to please take home any that are not selected and bring them back again next time.

Thanks again for your contributions of items and money.
Louise

(Jan. minutes...Continued from page 3)

Following Mary's program, those who were interested stayed to see a presentation by Don Stewart of Stewart Celtic Travel & Trade on a package trip to the Chelsea Flower Show in May. His presentation had many 'oohing' & 'aahing' over the incredible gardens we could visit on this tour. Don can be reached at 303 670-3004.

Respectfully submitted,
Joan Reynolds



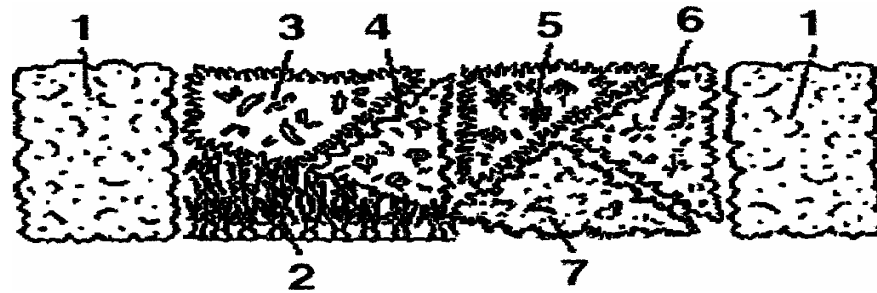
Congratulations to Dore Huss, owner of Stems, A Flower Shop for receiving Colorado Serenity's "Business of the Year" award. Dore is our guest speaker next month, so stop by her shop in Marshdale to experience her overwhelming enthusiasm. She always has unusual and unique cut flowers to offer and can custom do anything you can imagine; her shop is so much fun! Dore always has a wide variety of cut flowers, plants, fun gifts, unique vases, and dried flowers. She is now offering flower arranging classes each month as well as a 'women's' class including wine and refreshments-and heaps of fun! We look forward to her program in March and encourage you to visit Stems, a Flower Shop to enjoy a really fun local business - It's worth the short drive!

HORTICULTURE

The Cold and Flu Garden

Using simple organic techniques, you can grow a healing garden, such as the one below, for more than 20 medicinal herbs including garlic, echinacea, dill, and peppermint to treat headaches, rejuvenate the energies, relieve aching tummies, and even fight seasonal colds.

Here's a plan for a germ-fighting garden from [Herbal Remedy Gardens](#) by Dorie Byers.



Key to Plan

- 1 Thyme
- 2 Garlic cloves
- 3 Cayenne pepper
- 4 Yarrow
- 5 Echinacea
- 6 Peppermint
- 7 Rosemary

Plant a Germ-Fighting Garden

A smaller garden for these plants could be tiered or terraced, bordered on two sides by yarrow and Echinacea.

Plant prostrate rosemary on the bottom row so that it will spill over the edge. Use flat stones stacked on top of each other or cedar logs to support the soil in each tier. Do not use treated lumber, because the chemicals used in treating the wood can leach into the soil and subsequently be absorbed into the herbs.

For some added character, try placing an old wooden ladder or wagon wheel on your prepared ground. Plant different herbs between the spokes or rungs.

Honey of a Remedy

This is a most pleasant way to ingest thyme when you're suffering from a cold and congestion.

1 cup honey

1/2 cup fresh or 1/4 cup dried thyme

Combine the two ingredients and heat gently over low heat for 15 to 20 minutes, making sure the honey does not boil or scorch.

Remove from the heat and allow the honey to cool. Strain out the herbs, then bottle the honey and label it.

To relieve colds, coughs, and sore throats, take 1 teaspoon of honey three times a day. You can also add a teaspoon to a cup of regular hot tea and sip slowly.

Excerpted from [Herbal Remedy Gardens](#) by Dorie Byers.

Herbal Pillows

By Karen Hegre

Editor's Note: I am always getting requests for these pillows. Karen provided us with these two recipes. They are often called Herbal Eye pillows (small versions), Dream pillows or Sinus pillows. Whatever you call them they are wonderful!

Sinus Headache Pillow

Cut two pieces of material 10 x 4 inches and sew together. Making a bag, leave one end open and stuff your bag with the following ingredients;

Mix together in a bowl;

1/2 cup of flax seeds

1 part crushed spearmint leaf

1 part crushed peppermint leaf

1 part lavender buds

1 part eucalyptus leaf

1 part rosemary leaf

Stuff the bag and sew of the end!

Dream Pillow

Combine the following in a bowl;

1 cup mugwort

1/2 cup rose petals

1/2 cup german chamomile

1/2 cup sweet hops

1/3 cup lavender buds 1/3 cup crushed catnip

1/4 cup peppermint

Mix the ingredients together....make cloth bags from a 5 x 12 inch piece of material....fill the bag with your mixture....sew the top of the bag shut.

About the author:

Karen is an avid gardener and crafter. She and her husband have a Backyard Wildlife Habitat, plus 'Fairy Gardens' where the children can learn about different herbs and hear Karen read a story about the Garden Fairies and Flowers.

Evergreen Garden Club

PO Box 1393

Evergreen, Colorado 80437

www.evergreengardenclub.org



*Celebrating our
38th Anniversary*

Denver Botanic Gardens Schedule of Events

www.botanicgardens.org

Tropical Plant Society of Denver will be officially organizing this winter.

Now that they have secured a meeting space they have set bi-monthly meetings to be held at Denver Botanic Gardens' Waring House (Main 1st floor room) which is located just outside the Botanic Gardens main gardens (south from entrance on York--park in the DBG lot (south end and walk across York--909 York***big mansion).

February 2nd, Monday 7-9pm is the next meeting.

Following are the meeting dates for 2004. Please mark your calendars!

Mon. Feb. 2

Mon. April 5

Mon. June 7

Mon. Aug. 2

Mon. Oct. 4

Mon. Dec. 6

Please feel free to contact Erica Hill Pfeiffer
Conservatory Horticulturist, Denver Botanic Gardens
720-865-3625 with questions.